

**INFORMATION PACKET**  
**Friday, November 5, 2021**



**TABLE OF CONTENTS**

**CITY OF CASPER DOCUMENTS & INFORMATION**

The Grid - Schedule of Council Meetings & Addendum .....2  
Casper Fire-EMS Activity Report (Link) 11.03.21 ..... 6  
FY22 Optional Sales Tax Report November..... 7  
FY22 Sales Tax Chart November..... 8  
Global Spectrum Upstream Ownership Change 10.28.21 ..... 9

**WAM DOCUMENTS & INFORMATION**

WAM Info: Mineral, Severance, Lottery Distributions October 2021 ..... 13

**AGENCIES, BOARDS AND COMMITTEES DOCUMENTS & INFORMATION**

Civil Service Commission agenda 11.03.21 ..... 22

**INVITATIONS, NEWSLETTERS & OTHER INFORMATION**

Casper Horseheads join the Independence League ..... 23  
Invitation to be in the Christmas Parade..... 25

We are CASPER

Communication    Accountability    Stewardship    Professionalism    Efficiency    Responsiveness

## The Grid

A working draft of Council Meeting Agendas

### November 9, 2021 Councilmembers Absent:

Work Session Meeting Agenda Items	Recommendation	Begin Time	Allotted Time
Recommendations = Information Only, Move Forward for Approval, Direction Requested			
Meeting Followup		4:30	10 min
Mayoral Election Process	Information Only	4:35	10 min
Phase III of Graves Implementation - Employee Compensation	Information Only	4:45	20 min
Parks Watering Data	Direction Requested	5:05	20 min
Council Goals Update & Tracking Demo	Direction Requested	5:25	20 min
Agenda Review		5:45	20 min
Legislative Review		6:05	20 min
Council Around the Table		6:25	10 min
Approximate Ending Time:			6:35

### November 9, 2021 Councilmembers Absent:

Special Council Meeting	Est. Public Hearing	Public Hearing	Ordinances	Resolutions	Minute Action
Executive Session - Property & Personnel					

### November 16, 2021 Councilmembers Absent:

Regular Council Meeting Agenda Items	Est. Public Hearing	Public Hearing	Ordinances	Resolutions	Minute Action
Pre-Meeting: Speed Study for 12th and 13th Streets					
Pre-Meeting: Irrigation Pump Station Improvements for the Soccer Complex					
Pre-Meeting: Casper 311					
Approve Nov. 9 Special Meeting Minutes and Executive Session Minutes					
Bright Spot - Veterans' Graves Adoption Project					
Establish December 7, 2021 as the Public Hearing Date for a New Restaurant Liquor License No. 46 for Movie Palace Inc., d/b/a Studio City Mesa Cinemas, Located at 3150 Talon.					
New Restaurant Liquor License No. 21 for Whelan Catering, Inc., d/b/a House of Sushi, Located at 260 South Center.		N			N
Approving and Adopting the Casper Area Metropolitan Planning Organization's Bicycle and Pedestrian Plan Update				C	
Approving a Professional Services Agreement with Alpha Facilities Solutions for a Citywide Facilities Condition Assessment.				C	
Authorizing an Agreement between the City of Casper and Proud to Host the Best Formalizing the Approval of the \$50,000 per year Contribution for the Next Four Years to Host the Wyoming High School Activities Association				C	

## The Grid

A working draft of Council Meeting Agendas

### November 16, 2021 (continued) Councilmembers Absent:

Regular Council Meeting Agenda Items	Est. Public Hearing	Public Hearing	Ordinanc es	Resolutio ns	Minute Action
Authorizing a Contract for Professional Services Agreement with WLC Engineering & Surveying, in the amount of \$68,400, for the Industrial Avenue Drainage and Surfacing Improvements, Elm to David, Project No. 21-055.				C	
Authorizing a Contract for Professional Services Agreement with WWC Engineering, in the amount of \$70,619, for the Poplar Street Utility Improvements – CY Ave. to Collins Dr. Project No. 21-018.				C	
Authorizing an Agreement with Casper Electric, Inc., in the Amount of \$200,000.00, for the Ballfield Lighting Replacement, Phase II, Project No. 21-033.				C	
Authorizing Amendment #1 to the Professional Services Contract with State Line No. 7 Architects, for an additional amount of \$6,000 for the City Hall Renovations and Addition (Project SAFE), Project No. 20-004.				C	
Authorizing a Contract for Outside-City Water Service with Steve M. Carter.				C	
Authorizing Acceptance of a Grant from the Land and Water Conservation Fund.				C	
Acknowledging a Change in Corporate Ownership for 71 SW Wyoming Blvd LLC d/b/a The Horse Palace, Located at 71 SE Wyoming Boulevard.					C
Appointing Bob King to the Casper Historic Preservation Commission for a Three (3) Year Term Expiring December 31, 2024.					C
Appointing Four (4) New Members to Casper's Council of People with Disabilities for a Term of Three (3) Years beginning November 17, 2021.					C

### November 30, 2021 Councilmembers Absent:

Work Session Meeting Agenda Items	Recommendation	Begin Time	Alloted Time
Recommendations = Information Only, Move Forward for Approval, Direction Requested			
Meeting Followup		4:30	5 min
Natrona County Subsidy Request for Salt Lake City Flight			30 min
Open Container Area Debrief			30 min
Agenda Review			20 min
Legislative Review			20 min
Council Around the Table			10 min
Approximate Ending Time:			

**The Grid**

A working draft of Council Meeting Agendas

**December 7, 2021 Councilmembers Absent:**

<b>Regular Council Meeting Agenda Items</b>	<b>Est. Public Hearing</b>	<b>Public Hearing</b>	<b>Ordinances</b>	<b>Resolutions</b>	<b>Minute Action</b>
Pre-Meeting: Budget Calendar					
Establish Public Hearing Date: Disposition of City-Owned Property Located Near the Southwest Corner of South Beverly Street and East 4th Street.					
Establish February 15, 2022 as the Public Hearing Date for Consideration of the Annual Renewal of all City of Casper Liquor Licenses.					
Public Hearing: New Restaurant Liquor License No. 46 for Movie Palace Inc., d/b/a Studio City Mesa Cinemas, Located at 3150 Talon.					

**December 14, 2021 Councilmembers Absent:**

<b>Work Session Meeting Agenda Items</b>	<b>Recommendation</b>	<b>Begin Time</b>	<b>Allotted Time</b>
Recommendations = Information Only, Move Forward for Approval, Direction Requested			
Meeting Followup		4:30	5 min
Mayoral Straw Poll	Move Forward for Approval	4:35	20 min
Street Projects Priority List		4:55	30 min
Infrastructure Funding Public Outreach Plan		5:25	30 min
Utility Rate Changes for Water, Sewer & Refuse Collection		5:55	30 min
Agenda Review		6:25	20 min
Legislative Review		6:45	20 min
Council Around the Table		7:05	10 min
Approximate Ending Time:			7:15

**December 21, 2021 Councilmembers Absent:**

<b>Regular Council Meeting Agenda Items</b>	<b>Est. Public Hearing</b>	<b>Public Hearing</b>	<b>Ordinances</b>	<b>Resolutions</b>	<b>Minute Action</b>

**January 4, 2022 Councilmembers Absent:**

<b>Regular Council Meeting Agenda Items</b>	<b>Est. Public Hearing</b>	<b>Public Hearing</b>	<b>Ordinances</b>	<b>Resolutions</b>	<b>Minute Action</b>

## Future Agenda Items

### Council Items:

Item	Date	Estimated Time	Notes
Formation of Additional Advisory Committees			
Excessive Vehicle Storage in Yards			
Graffiti Abatement & Alternatives			
Parkway Parking			After FY22
Hate Crimes Ordinance			
Safe Place Program Implementation & Resolution			
Parliamentary Procedures			

### Staff Items:

Sign Code Revision			
Blood Borne Pathogens			
Street Projects Priority List	Dec. 14		
Infrastructure Funding Public Outreach Plan	Dec. 14		
Utility Rate Changes for Water, Sewer & Refuse Collection	Dec. 14		
Ford Wyoming Center Operational Study			

### Potential Topics-- Council Thumbs to be Added:

Resolution for Removal of Majestic Trees?			
Airport Revenue Guarantee			
Restructure of Community Promotions			
Handheld Device Use While Driving?			
Drug Court Update/Report			

### Future Regular Council Meeting Items:

Public Hearing for Annual Renewal of Liquor Licenses	Feb. 15		
--	---------	--	--

### Retreat Items:

Economic Development and City Building Strategy
---

**From:** Jennifer Scott <jescott@casperwy.gov>

**Sent:** Friday, November 5, 2021 9:25 AM

**To:** Fire Department <firedepartment@Casperwy.gov>

**Cc:** Zulima Lopez <zlopez@casperwy.gov>; Renee Jordan-Smith <rjordansmith@casperwy.gov>; Dennis Gazdiewich <dgazdiewich@msn.com>; Greg Groves <legatcn@gmail.com>; Tim Monroe <tmonroe2@tribcsp.com>

**Subject:** RE: Monthly Activity Report

Hello!

The Monthly Activity report has been updated with data through November 3, 2021.

Thanks,

[CFDMonthlyActivityReport](#)

If you have any questions please let me know.

Thanks,

*Jennifer Scott*

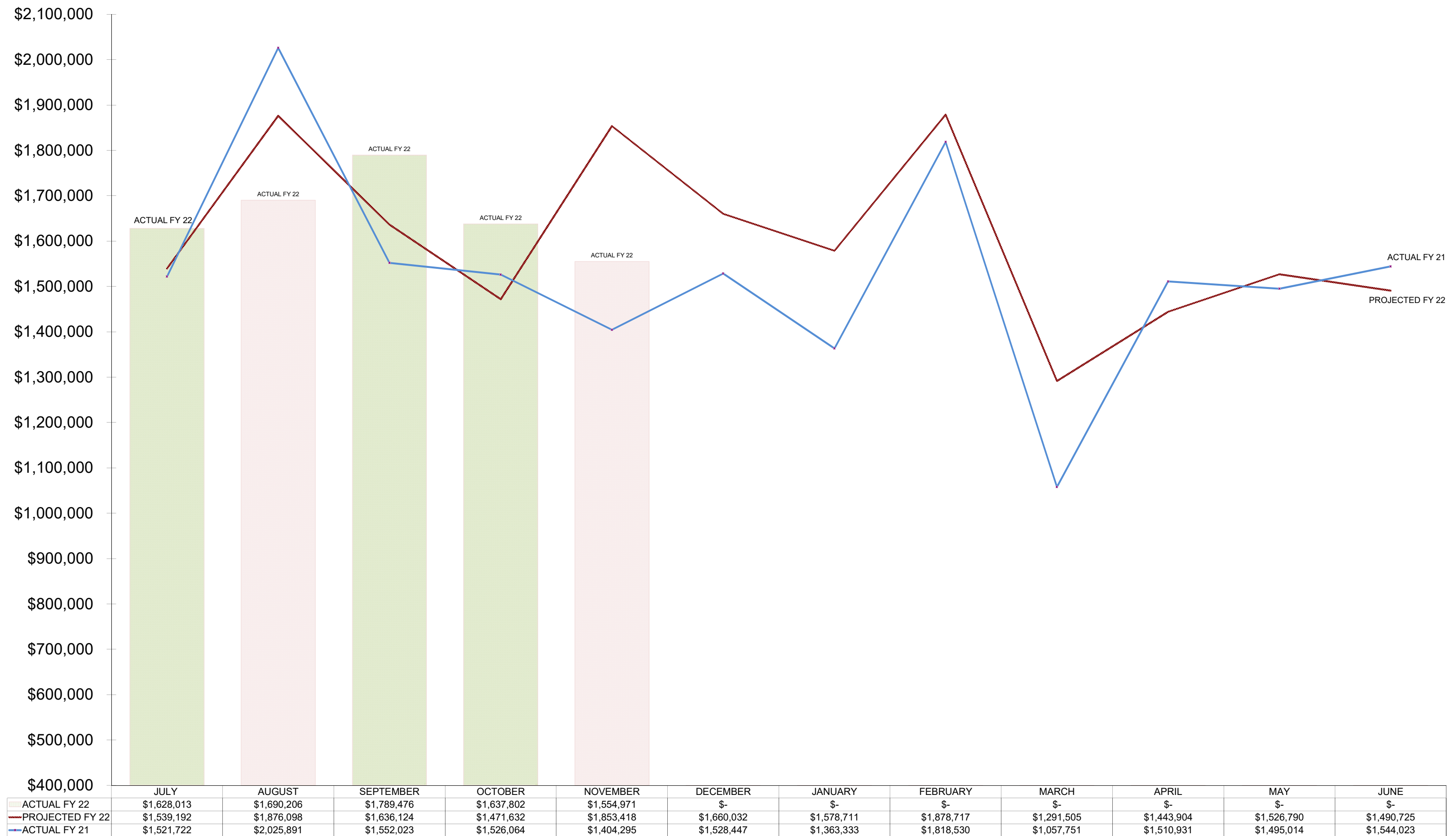
GIS Tech/Admin Support  
Casper Fire-EMS  
307-235-8222

**City of Casper**  
**Optional 1% and State Shared Sales Tax Receipts**  
**41.67% of Fiscal Year 2022 has Lapsed**

Below is the Optional Sales tax report for FY22 we are currently at 41.67% of the budget year.  
 General Fund is down .91% from projected year to date which is at 43.13% of budget.  
 1%16 is down .93% from projected year to date which is at 43.21% of budget.

<b>State Shared Sales Tax</b>					
	<b>Date</b>	<b>Amount</b>	<b>Amount</b>	<b>Actual-Budget</b>	<b>Percent of</b>
	<b>Received</b>	<b>Received</b>	<b>Budgeted</b>		<b>Annual Budget</b>
<b>FY 2022 General Fund</b>	7/7/2021	\$ 1,628,013	\$ 1,539,192	\$ 88,822	8.46%
	8/5/2021	1,690,206	1,876,098	(185,892)	17.24%
	9/7/2021	1,789,476	1,636,124	153,352	26.54%
	10/7/2021	1,637,802	1,471,632	166,170	35.05%
	11/5/2021	1,554,971	1,853,418	(298,447)	43.13%
	Dec		1,660,032		
	Jan		1,578,711		
	Feb		1,878,717		
	Mar		1,291,505		
	Apr		1,443,904		
	May		1,526,790		
	Jun		1,490,725		
		<b>Total FY 2022</b>	<b>\$ 8,300,469</b>	<b>\$ 19,246,848</b>	<b>\$ (75,995)</b>
<b>Optional 1% Tax</b>					
<b>FY 2022 1%16</b>	7/7/2021	\$ 1,355,911	\$ 1,290,250	65,661	8.44%
	8/5/2021	1,414,698	1,561,678	(146,980)	17.24%
	9/7/2021	1,497,143	1,369,865	127,278	26.55%
	10/7/2021	1,373,364	1,239,178	134,186	35.10%
	11/5/2021	1,304,001	1,549,388	(245,387)	43.21%
	Dec		1,383,029		
	Jan		1,315,701		
	Feb		1,565,257		
	Mar		1,083,134		
	Apr		1,202,768		
	May		1,271,962		
	Jun		1,240,499		
		<b>Total FY 2022</b>	<b>\$ 6,945,117</b>	<b>\$ 16,072,708</b>	<b>\$ (65,241)</b>
	<b>Total</b>	<b>\$ 15,245,586</b>	<b>\$ 35,319,556</b>	<b>\$ (141,236)</b>	

# Sales Tax FY 2022 Versus Projection and Prior Year



	ACTUAL FY 21	PROJECTED FY 22	ACTUAL FY 22
YTD TOTAL	\$ 8,029,996	\$ 8,376,464	\$ 8,300,469
YTD VARIANCE			\$ (75,995)
		<b>% Difference</b>	<b>In Dollars</b>
CHANGE FROM FY22 PROJECTED TO FY22 ACTUAL-SAME MONTH		-16.10%	-\$298,447
CHANGE FROM FY22 PROJECTED TO FY22 ACTUAL-YEAR TO DATE		-0.91%	-\$75,995
CHANGE FROM FY21 ACTUAL TO FY22 ACTUAL-SAME MONTH		10.73%	\$150,676
CHANGE FROM FY21 ACTUAL TO FY22 ACTUAL-YEAR TO DATE		3.37%	\$270,473



# SKENE LAW FIRM, P.C.

A NEW JERSEY PROFESSIONAL CORPORATION  
2614 ROUTE 516, 2<sup>ND</sup> FLOOR • OLD BRIDGE, NEW JERSEY • 08857  
PHONE: 732-727-5030 • FAX: 732-727-5028  
WWW.SKENELAWFIRM.COM

ROBERT D. SKENE \* +  
LISA M. MILLER \* + ^

RICHARD D. NASCA \* +  
LINDSEY FARINA \* +

\* NEW JERSEY BAR ADMISSION

+ NEW YORK BAR ADMISSION

^ PENNSYLVANIA BAR ADMISSION

October 28, 2021

## VIA FEDEX DELIVERY

Casper City Council  
200 N. David  
Casper WY, 82601

Re: Notice of Upstream Ownership Change for Global Spectrum, L.P.  
1 Events Drive, Casper, WY 82601

Dear Sir/Madam:

Please be advised that our firm represents Global Spectrum, L.P. (“Global”), holder of a liquor license for the above referenced premises, in its alcoholic beverage regulatory matters. As disclosed in connection with prior filings made by our firm, at the present time Global is ultimately owned by Atairos Group, a private investment management company, and Comcast Corporation, a publicly traded telecommunications company.

Our clients recently advised us of their intention to enter into an agreement and plan of merger under which the upstream ownership of Global will be acquired by OVG Holdings, LCC (“OVG”). Following the completion of the transaction, the ultimate majority ownership of Global will be held by a limited partnership fund managed by Silver Lake, a global technology investment firm with more than \$88 billion in combined assets under management. As a private equity investor, Silver Lake’s role in the licensed business operated by Global will be passive. Furthermore, there are no individual investors and/or shareholders who will ultimately hold more than 5% ownership interest in Global as a result of this acquisition.


It should be noted that the proposed transaction involves only the upstream stock ownership of Global and does not disturb the corporate status of the downstream entities in its organizational structure. In order to assist you in updating your records, we are enclosing an organizational chart which depicts the current and proposed post-closing ownership structure of Global. The entity which currently holds the above referenced alcoholic beverage license, Global Spectrum, L.P., as well as each entity in the structure the subsequent six (6) levels above such licensee entity

(including the FEIN, sales tax numbers and officers of each) will remain entirely the same post-closing.

Upon your review, please advise if your agency requires any additional filings as a result of the upstream ownership changes described above.

Thank you very much in advance for your assistance in this matter.

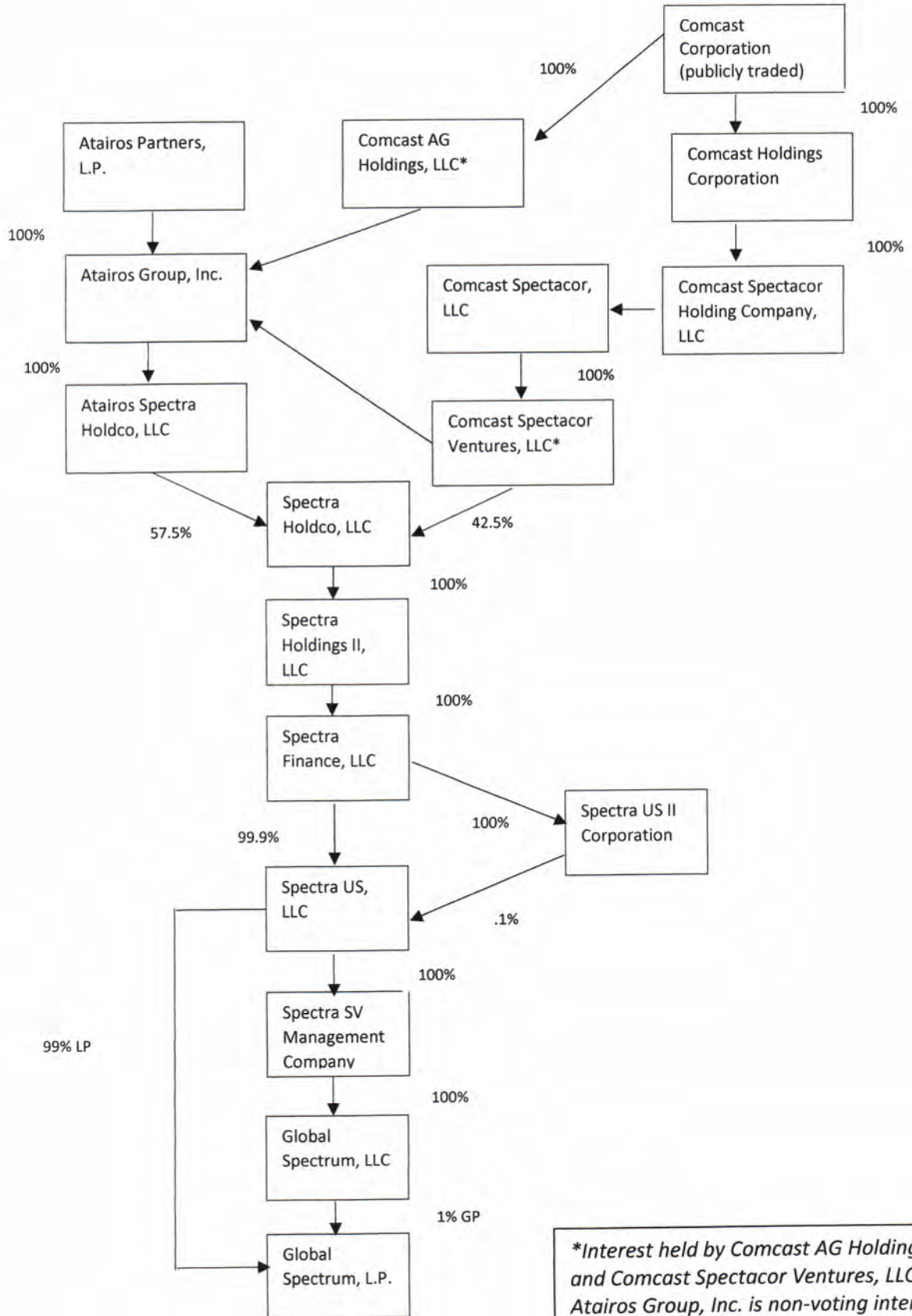
Very truly yours,



---

Danielle Notarmuzi, Paralegal

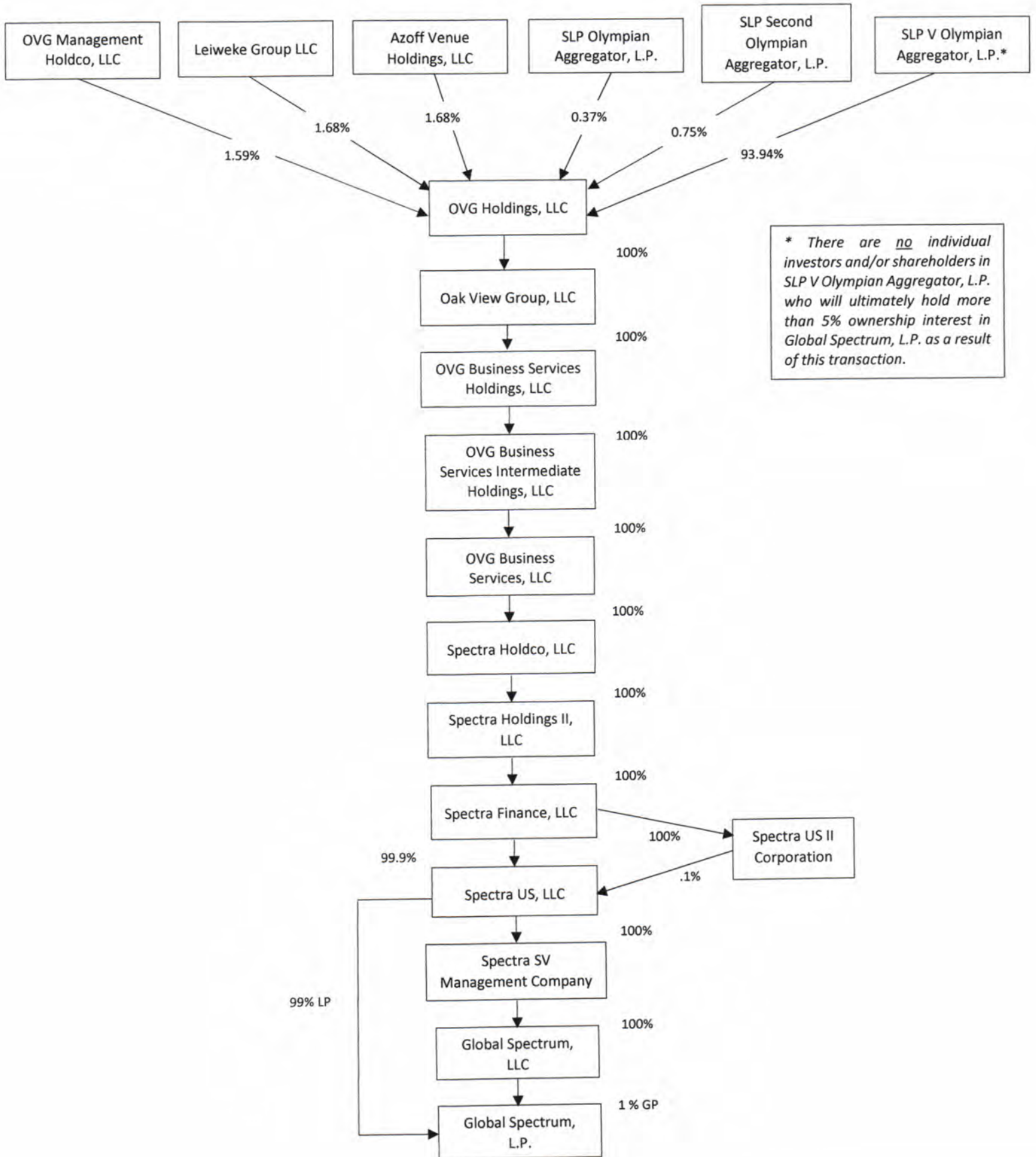
**CURRENT ORGANIZATIONAL STRUCTURE OF**  
**GLOBAL SPECTRUM, L.P.**



*\*Interest held by Comcast AG Holdings, LLC and Comcast Spectacor Ventures, LLC in Atairos Group, Inc. is non-voting interest only.*



**PROPOSED ORGANIZATIONAL STRUCTURE OF  
GLOBAL SPECTRUM, L.P.**



\* There are no individual investors and/or shareholders in SLP V Olympian Aggregator, L.P. who will ultimately hold more than 5% ownership interest in Global Spectrum, L.P. as a result of this transaction.



Wyoming  
Association of  
Municipalities  
*Building Strong Communities*

## MEMORANDUM

**TO:** Municipal Treasurers


**DATE:** November 3, 2021

**FROM:** Earla Checchi

**SUBJECT:** Quarterly Distribution of Mineral Royalties Tax

Attached is the *quarterly distribution of the Mineral Royalties Tax* to Cities and Towns. Your Municipality should receive the distribution on shortly.

If you have any questions, please do not hesitate to contact me.



**WYOMING STATE TREASURER'S OFFICE  
FY22 QTR1 FEDERAL MINERAL ROYALITES**

<b>Fund</b>	<b>428</b>
<b>Closing Class</b>	<b>11</b>
<b>Accounting Line Description</b>	<b>FMR WS 9-4-601</b>

<b>Sum of Amount</b>	<b>Run Date</b>	
<b>Vendor Legal Name</b>	<b>10/8/2021</b>	<b>Grand Total</b>
CITY OF BUFFALO	\$ 70,104.74	\$ 70,104.74
CITY OF CASPER	\$ 529,941.62	\$ 529,941.62
CITY OF CHEYENNE	\$ 694,932.99	\$ 694,932.99
CITY OF CODY	\$ 123,987.04	\$ 123,987.04
CITY OF DOUGLAS	\$ 91,968.10	\$ 91,968.10
CITY OF EVANSTON	\$ 163,865.48	\$ 163,865.48
CITY OF GILLETTE	\$ 402,365.41	\$ 402,365.41
CITY OF GREEN RIVER	\$ 135,067.94	\$ 135,067.94
CITY OF KEMMERER	\$ 55,913.57	\$ 55,913.57
CITY OF LANDER	\$ 129,794.96	\$ 129,794.96
CITY OF LARAMIE	\$ 199,626.10	\$ 199,626.10
CITY OF MEDICINE BOW	\$ 14,102.70	\$ 14,102.70
CITY OF NEWCASTLE	\$ 52,955.14	\$ 52,955.14
CITY OF POWELL	\$ 84,763.44	\$ 84,763.44
CITY OF RAWLINS	\$ 85,556.30	\$ 85,556.30
CITY OF RIVERTON	\$ 177,501.95	\$ 177,501.95
CITY OF ROCK SPRINGS	\$ 253,876.81	\$ 253,876.81
CITY OF SHERIDAN	\$ 214,558.19	\$ 214,558.19
CITY OF SUNDANCE	\$ 35,428.99	\$ 35,428.99
CITY OF TORRINGTON	\$ 80,083.93	\$ 80,083.93
CITY OF WORLAND	\$ 74,149.66	\$ 74,149.66
TOWN OF AFTON	\$ 51,796.80	\$ 51,796.80
TOWN OF ALBIN	\$ 13,764.24	\$ 13,764.24
TOWN OF ALPINE	\$ 35,668.55	\$ 35,668.55
TOWN OF BAGGS	\$ 18,527.39	\$ 18,527.39
TOWN OF BAIROIL	\$ 12,690.45	\$ 12,690.45
TOWN OF BAR NUNN	\$ 41,000.90	\$ 41,000.90
TOWN OF BASIN	\$ 35,450.75	\$ 35,450.75
TOWN OF BEAR RIVER	\$ 21,615.12	\$ 21,615.12
TOWN OF BIG PINEY	\$ 24,019.24	\$ 24,019.24
TOWN OF BURLINGTON	\$ 16,985.66	\$ 16,985.66
TOWN OF BURNS	\$ 18,716.39	\$ 18,716.39
TOWN OF BYRON	\$ 23,923.38	\$ 23,923.38
TOWN OF CHUGWATER	\$ 13,938.30	\$ 13,938.30
TOWN OF CLEARMONT	\$ 13,235.46	\$ 13,235.46
TOWN OF COKEVILLE	\$ 23,504.60	\$ 23,504.60
TOWN OF COWLEY	\$ 27,098.97	\$ 27,098.97
TOWN OF DAYTON	\$ 23,754.70	\$ 23,754.70
TOWN OF DEAVER	\$ 14,445.20	\$ 14,445.20
TOWN OF DIAMONDVILLE	\$ 23,809.55	\$ 23,809.55
TOWN OF DIXON	\$ 12,635.10	\$ 12,635.10
TOWN OF DUBOIS	\$ 28,858.76	\$ 28,858.76
TOWN OF EAST THERMOPOLIS	\$ 14,295.57	\$ 14,295.57
TOWN OF EDGERTON	\$ 13,334.50	\$ 13,334.50
TOWN OF ELK MOUNTAIN	\$ 13,287.37	\$ 13,287.37
TOWN OF ENCAMPMENT	\$ 18,879.27	\$ 18,879.27
TOWN OF EVANSVILLE	\$ 38,951.18	\$ 38,951.18
TOWN OF FORT LARAMIE	\$ 14,191.09	\$ 14,191.09

**WYOMING STATE TREASURER'S OFFICE  
FY22 QTR1 FEDERAL MINERAL ROYALITES**

TOWN OF FRANNIE	\$	14,172.05	\$	14,172.05
TOWN OF GLENDO	\$	14,625.02	\$	14,625.02
TOWN OF GLENROCK	\$	44,167.37	\$	44,167.37
TOWN OF GRANGER	\$	12,995.07	\$	12,995.07
TOWN OF GREYBULL	\$	41,214.43	\$	41,214.43
TOWN OF GUERNSEY	\$	27,515.91	\$	27,515.91
TOWN OF HANNA	\$	20,861.81	\$	20,861.81
TOWN OF HARTVILLE	\$	12,708.87	\$	12,708.87
TOWN OF HUDSON	\$	21,556.67	\$	21,556.67
TOWN OF HULETT	\$	18,116.82	\$	18,116.82
TOWN OF JACKSON	\$	147,355.62	\$	147,355.62
TOWN OF KAYCEE	\$	15,082.87	\$	15,082.87
TOWN OF KIRBY	\$	12,761.85	\$	12,761.85
TOWN OF LA GRANGE	\$	18,956.73	\$	18,956.73
TOWN OF LABARGE	\$	21,674.93	\$	21,674.93
TOWN OF LINGLE	\$	19,286.46	\$	19,286.46
TOWN OF LOST SPRINGS	\$	12,072.32	\$	12,072.32
TOWN OF LOVELL	\$	50,614.15	\$	50,614.15
TOWN OF LUSK	\$	49,568.48	\$	49,568.48
TOWN OF LYMAN	\$	42,056.08	\$	42,056.08
TOWN OF MANDERSON	\$	13,397.26	\$	13,397.26
TOWN OF MANVILLE	\$	14,063.79	\$	14,063.79
TOWN OF MARBLETON	\$	34,659.67	\$	34,659.67
TOWN OF MEETEETSE	\$	15,358.30	\$	15,358.30
TOWN OF MIDWEST	\$	14,485.83	\$	14,485.83
TOWN OF MILLS	\$	50,185.38	\$	50,185.38
TOWN OF MOORCROFT	\$	33,726.57	\$	33,726.57
TOWN OF MOUNTAIN VIEW	\$	31,195.63	\$	31,195.63
TOWN OF OPAL	\$	13,084.25	\$	13,084.25
TOWN OF PAVILLION	\$	15,498.92	\$	15,498.92
TOWN OF PINE BLUFFS	\$	27,234.87	\$	27,234.87
TOWN OF PINE HAVEN	\$	24,759.20	\$	24,759.20
TOWN OF PINEDALE	\$	60,781.22	\$	60,781.22
TOWN OF RANCHESTER	\$	26,332.12	\$	26,332.12
TOWN OF RIVERSIDE	\$	12,566.44	\$	12,566.44
TOWN OF ROCK RIVER	\$	13,240.36	\$	13,240.36
TOWN OF ROLLING HILLS	\$	20,146.47	\$	20,146.47
TOWN OF SARATOGA	\$	29,607.32	\$	29,607.32
TOWN OF SHOSHONI	\$	22,165.18	\$	22,165.18
TOWN OF SINCLAIR	\$	18,209.84	\$	18,209.84
TOWN OF STAR VALLEY RANCH	\$	46,612.72	\$	46,612.72
TOWN OF SUPERIOR	\$	13,868.29	\$	13,868.29
TOWN OF TEN SLEEP	\$	15,048.57	\$	15,048.57
TOWN OF THAYNE	\$	21,437.75	\$	21,437.75
TOWN OF THERMOPOLIS	\$	42,316.24	\$	42,316.24
TOWN OF UPTON	\$	25,101.87	\$	25,101.87
TOWN OF VAN TASSELL	\$	12,493.51	\$	12,493.51
TOWN OF WAMSUTTER	\$	14,061.21	\$	14,061.21
TOWN OF WHEATLAND	\$	54,740.78	\$	54,740.78
TOWN OF WRIGHT	\$	34,065.02	\$	34,065.02
TOWN OF YODER	\$	13,393.36	\$	13,393.36
<b>Grand Total</b>	<b>\$</b>	<b>5,680,125.00</b>	<b>\$</b>	<b>5,680,125.00</b>



Wyoming  
Association of  
Municipalities  
*Building Strong Communities*

## MEMORANDUM

**TO:** Municipal Treasurers


**DATE:** November 3, 2021

**FROM:** Earla Checchi

**SUBJECT:** Quarterly Distribution of Severance Tax

Attached is the *quarterly distribution of the Severance Tax* to Cities and Towns. Your Municipality should receive the distribution shortly.

If you have any questions, please do not hesitate to contact me.





**WYOMING STATE TREASURER'S OFFICE  
FY22 Q1 MINERAL SEVERANCE DISTRIBUTION**

Fund	435
Closing Class	11
Accounting Line Description	City Mineral Severance WS 39-14-801

Sum of Amount	Run Date	10/8/2021	Grand Total
Vendor Legal Name			
CITY OF BUFFALO	\$	39,731.00	\$ 39,731.00
CITY OF CASPER	\$	531,288.49	\$ 531,288.49
CITY OF CHEYENNE	\$	586,128.99	\$ 586,128.99
CITY OF CODY	\$	90,242.91	\$ 90,242.91
CITY OF DOUGLAS	\$	57,468.21	\$ 57,468.21
CITY OF EVANSTON	\$	105,712.35	\$ 105,712.35
CITY OF GILLETTE	\$	300,596.73	\$ 300,596.73
CITY OF GREEN RIVER	\$	106,414.28	\$ 106,414.28
CITY OF KEMMERER	\$	21,732.81	\$ 21,732.81
CITY OF LANDER	\$	67,907.16	\$ 67,907.16
CITY OF LARAMIE	\$	282,634.55	\$ 282,634.55
CITY OF MEDICINE BOW	\$	2,204.78	\$ 2,204.78
CITY OF NEWCASTLE	\$	30,362.94	\$ 30,362.94
CITY OF POWELL	\$	57,765.18	\$ 57,765.18
CITY OF RAWLINS	\$	73,981.55	\$ 73,981.55
CITY OF RIVERTON	\$	96,128.32	\$ 96,128.32
CITY OF ROCK SPRINGS	\$	211,712.68	\$ 211,712.68
CITY OF SHERIDAN	\$	168,616.02	\$ 168,616.02
CITY OF SUNDANCE	\$	9,287.06	\$ 9,287.06
CITY OF TORRINGTON	\$	55,065.45	\$ 55,065.45
CITY OF WORLAND	\$	42,952.67	\$ 42,952.67
TOWN OF AFTON	\$	19,546.03	\$ 19,546.03
TOWN OF ALBIN	\$	1,520.85	\$ 1,520.85
TOWN OF ALPINE	\$	10,978.89	\$ 10,978.89
TOWN OF BAGGS	\$	3,698.63	\$ 3,698.63
TOWN OF BAIROIL	\$	611.94	\$ 611.94
TOWN OF BAR NUNN	\$	26,826.30	\$ 26,826.30
TOWN OF BASIN	\$	11,590.83	\$ 11,590.83
TOWN OF BEAR RIVER	\$	4,697.53	\$ 4,697.53
TOWN OF BIG PINEY	\$	3,554.64	\$ 3,554.64
TOWN OF BURLINGTON	\$	2,825.72	\$ 2,825.72
TOWN OF BURNS	\$	3,203.68	\$ 3,203.68
TOWN OF BYRON	\$	5,057.49	\$ 5,057.49
TOWN OF CHUGWATER	\$	1,574.84	\$ 1,574.84
TOWN OF CLEARMONT	\$	1,043.89	\$ 1,043.89
TOWN OF COKEVILLE	\$	4,517.55	\$ 4,517.55
TOWN OF COWLEY	\$	6,857.31	\$ 6,857.31
TOWN OF DAYTON	\$	7,397.25	\$ 7,397.25
TOWN OF DEAVER	\$	1,385.86	\$ 1,385.86
TOWN OF DIAMONDVILLE	\$	4,679.53	\$ 4,679.53
TOWN OF DIXON	\$	665.93	\$ 665.93
TOWN OF DUBOIS	\$	8,198.17	\$ 8,198.17
TOWN OF EAST THERMOPOLIS	\$	2,060.79	\$ 2,060.79
TOWN OF EDGERTON	\$	1,376.86	\$ 1,376.86
TOWN OF ELK MOUNTAIN	\$	1,349.86	\$ 1,349.86
TOWN OF ENCAMPMENT	\$	4,067.59	\$ 4,067.59
TOWN OF EVANSVILLE	\$	24,711.51	\$ 24,711.51
TOWN OF FORT LARAMIE	\$	1,853.81	\$ 1,853.81

**WYOMING STATE TREASURER'S OFFICE  
FY22 Q1 MINERAL SERVERANCE DISTRIBUTION**

TOWN OF FRANNIE	\$	1,304.87	\$	1,304.87
TOWN OF GLENDO	\$	2,132.79	\$	2,132.79
TOWN OF GLENROCK	\$	21,777.81	\$	21,777.81
TOWN OF GRANGER	\$	881.91	\$	881.91
TOWN OF GREYBULL	\$	14,857.50	\$	14,857.50
TOWN OF GUERNSEY	\$	10,168.98	\$	10,168.98
TOWN OF HANNA	\$	6,146.38	\$	6,146.38
TOWN OF HARTVILLE	\$	575.94	\$	575.94
TOWN OF HUDSON	\$	3,878.61	\$	3,878.61
TOWN OF HULETT	\$	2,780.72	\$	2,780.72
TOWN OF JACKSON	\$	96,830.25	\$	96,830.25
TOWN OF KAYCEE	\$	2,222.78	\$	2,222.78
TOWN OF KIRBY	\$	683.93	\$	683.93
TOWN OF LA GRANGE	\$	3,347.66	\$	3,347.66
TOWN OF LABARGE	\$	3,545.64	\$	3,545.64
TOWN OF LINGLE	\$	3,626.63	\$	3,626.63
TOWN OF LOST SPRINGS	\$	53.99	\$	53.99
TOWN OF LOVELL	\$	20,184.97	\$	20,184.97
TOWN OF LUSK	\$	13,867.60	\$	13,867.60
TOWN OF LYMAN	\$	19,213.06	\$	19,213.06
TOWN OF MANDERSON	\$	791.92	\$	791.92
TOWN OF MANVILLE	\$	827.92	\$	827.92
TOWN OF MARBLETON	\$	7,748.22	\$	7,748.22
TOWN OF MEETEETSE	\$	2,780.72	\$	2,780.72
TOWN OF MIDWEST	\$	2,564.74	\$	2,564.74
TOWN OF MILLS	\$	36,302.34	\$	36,302.34
TOWN OF MOORCROFT	\$	8,513.14	\$	8,513.14
TOWN OF MOUNTAIN VIEW	\$	11,500.84	\$	11,500.84
TOWN OF OPAL	\$	575.94	\$	575.94
TOWN OF PAVILLION	\$	2,069.79	\$	2,069.79
TOWN OF PINE BLUFFS	\$	10,546.94	\$	10,546.94
TOWN OF PINE HAVEN	\$	4,436.55	\$	4,436.55
TOWN OF PINEDALE	\$	18,043.18	\$	18,043.18
TOWN OF RANCHESTER	\$	9,575.04	\$	9,575.04
TOWN OF RIVERSIDE	\$	593.94	\$	593.94
TOWN OF ROCK RIVER	\$	1,898.81	\$	1,898.81
TOWN OF ROLLING HILLS	\$	3,842.61	\$	3,842.61
TOWN OF SARATOGA	\$	15,316.46	\$	15,316.46
TOWN OF SHOSHONI	\$	4,238.57	\$	4,238.57
TOWN OF SINCLAIR	\$	3,365.66	\$	3,365.66
TOWN OF STAR VALLEY RANCH	\$	16,792.31	\$	16,792.31
TOWN OF SUPERIOR	\$	1,655.83	\$	1,655.83
TOWN OF TEN SLEEP	\$	2,213.78	\$	2,213.78
TOWN OF THAYNE	\$	3,419.66	\$	3,419.66
TOWN OF THERMOPOLIS	\$	24,522.53	\$	24,522.53
TOWN OF UPTON	\$	8,081.19	\$	8,081.19
TOWN OF VAN TASSELL	\$	197.98	\$	197.98
TOWN OF WAMSUTTER	\$	1,826.82	\$	1,826.82
TOWN OF WHEATLAND	\$	32,288.75	\$	32,288.75
TOWN OF WRIGHT	\$	14,794.51	\$	14,794.51
TOWN OF YODER	\$	1,178.88	\$	1,178.88
<b>Grand Total</b>	<b>\$</b>	<b>3,584,375.00</b>	<b>\$</b>	<b>3,584,375.00</b>



Wyoming  
Association of  
Municipalities  
*Building Strong Communities*

## MEMORANDUM

**TO:** Municipal Treasurers

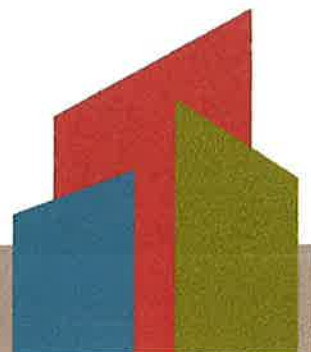
**DATE:** November 3, 2021

**FROM:** Earla Checchi

**SUBJECT:** Distribution of Lottery Amounts

Attached is the ***distribution of the Lottery Amounts*** to Cities and Towns. Your Municipality should receive the distribution shortly.

If you have any questions, please do not hesitate to contact me.



**WYOMING STATE TREASURER'S OFFICE  
FY22 QTR1 LOTTERY DISTRIBUTION**

<b>Fund</b>	<b>711</b>
<b>Closing Class</b>	<b>11</b>
<b>Accounting Line Description</b>	<b>City Lottery WS 9-17-101</b>

<b>Sum of Amount</b>	<b>Run Date</b>	<b>10/8/2021</b>	<b>Grand Total</b>
<b>Vendor Legal Name</b>			
CITY OF BUFFALO	\$	6,704.54	\$ 6,704.54
CITY OF CASPER	\$	90,692.82	\$ 90,692.82
CITY OF CHEYENNE	\$	93,613.00	\$ 93,613.00
CITY OF CODY	\$	10,871.81	\$ 10,871.81
CITY OF DOUGLAS	\$	13,301.83	\$ 13,301.83
CITY OF EVANSTON	\$	156,754.90	\$ 156,754.90
CITY OF GILLETTE	\$	48,435.32	\$ 48,435.32
CITY OF GREEN RIVER	\$	26,189.58	\$ 26,189.58
CITY OF KEMMERER	\$	3,795.11	\$ 3,795.11
CITY OF LANDER	\$	7,256.48	\$ 7,256.48
CITY OF LARAMIE	\$	27,087.47	\$ 27,087.47
CITY OF MEDICINE BOW	\$	528.17	\$ 528.17
CITY OF NEWCASTLE	\$	4,830.15	\$ 4,830.15
CITY OF POWELL	\$	6,959.13	\$ 6,959.13
CITY OF RAWLINS	\$	17,722.69	\$ 17,722.69
CITY OF RIVERTON	\$	10,272.16	\$ 10,272.16
CITY OF ROCK SPRINGS	\$	52,104.52	\$ 52,104.52
CITY OF SHERIDAN	\$	25,801.78	\$ 25,801.78
CITY OF SUNDANCE	\$	1,440.12	\$ 1,440.12
CITY OF TORRINGTON	\$	8,301.12	\$ 8,301.12
CITY OF WORLAND	\$	4,544.64	\$ 4,544.64
TOWN OF AFTON	\$	3,413.24	\$ 3,413.24
TOWN OF ALBIN	\$	242.90	\$ 242.90
TOWN OF ALPINE	\$	1,917.20	\$ 1,917.20
TOWN OF BAGGS	\$	886.03	\$ 886.03
TOWN OF BAIROIL	\$	150.60	\$ 150.60
TOWN OF BAR NUNN	\$	4,579.34	\$ 4,579.34
TOWN OF BASIN	\$	952.32	\$ 952.32
TOWN OF BEAR RIVER	\$	6,965.70	\$ 6,965.70
TOWN OF BIG PINEY	\$	546.74	\$ 546.74
TOWN OF BURLINGTON	\$	232.16	\$ 232.16
TOWN OF BURNS	\$	511.67	\$ 511.67
TOWN OF BYRON	\$	415.53	\$ 415.53
TOWN OF CHUGWATER	\$	301.44	\$ 301.44
TOWN OF CLEARMONT	\$	159.74	\$ 159.74
TOWN OF COKEVILLE	\$	788.88	\$ 788.88
TOWN OF COWLEY	\$	563.40	\$ 563.40
TOWN OF DAYTON	\$	1,131.93	\$ 1,131.93
TOWN OF DEAVER	\$	113.86	\$ 113.86
TOWN OF DIAMONDVILLE	\$	817.17	\$ 817.17
TOWN OF DIXON	\$	159.53	\$ 159.53
TOWN OF DUBOIS	\$	876.05	\$ 876.05
TOWN OF EAST THERMOPOLIS	\$	289.21	\$ 289.21
TOWN OF EDGERTON	\$	235.04	\$ 235.04
TOWN OF ELK MOUNTAIN	\$	323.37	\$ 323.37
TOWN OF ENCAMPMENT	\$	974.41	\$ 974.41
TOWN OF EVANSVILLE	\$	4,218.34	\$ 4,218.34

**WYOMING STATE TREASURER'S OFFICE  
FY22 QTR1 LOTTERY DISTRIBUTION**

TOWN OF FORT LARAMIE	\$	279.46	\$	279.46
TOWN OF FRANNIE	\$	116.18	\$	116.18
TOWN OF GLENDO	\$	408.24	\$	408.24
TOWN OF GLENROCK	\$	5,040.78	\$	5,040.78
TOWN OF GRANGER	\$	217.05	\$	217.05
TOWN OF GREYBULL	\$	1,220.71	\$	1,220.71
TOWN OF GUERNSEY	\$	1,946.44	\$	1,946.44
TOWN OF HANNA	\$	1,472.40	\$	1,472.40
TOWN OF HARTVILLE	\$	110.24	\$	110.24
TOWN OF HUDSON	\$	414.46	\$	414.46
TOWN OF HULETT	\$	431.20	\$	431.20
TOWN OF JACKSON	\$	9,554.95	\$	9,554.95
TOWN OF KAYCEE	\$	375.09	\$	375.09
TOWN OF KIRBY	\$	95.98	\$	95.98
TOWN OF LA GRANGE	\$	504.66	\$	504.66
TOWN OF LABARGE	\$	619.16	\$	619.16
TOWN OF LINGLE	\$	546.72	\$	546.72
TOWN OF LOST SPRINGS	\$	12.50	\$	12.50
TOWN OF LOVELL	\$	1,658.42	\$	1,658.42
TOWN OF LUSK	\$	2,159.62	\$	2,159.62
TOWN OF LYMAN	\$	28,489.97	\$	28,489.97
TOWN OF MANDERSON	\$	65.07	\$	65.07
TOWN OF MANVILLE	\$	128.93	\$	128.93
TOWN OF MARBLETON	\$	1,191.76	\$	1,191.76
TOWN OF MEETEETSE	\$	335.00	\$	335.00
TOWN OF MIDWEST	\$	437.81	\$	437.81
TOWN OF MILLS	\$	6,196.94	\$	6,196.94
TOWN OF MOORCROFT	\$	1,320.11	\$	1,320.11
TOWN OF MOUNTAIN VIEW	\$	17,053.95	\$	17,053.95
TOWN OF OPAL	\$	100.57	\$	100.57
TOWN OF PAVILLION	\$	221.18	\$	221.18
TOWN OF PINE BLUFFS	\$	1,684.49	\$	1,684.49
TOWN OF PINE HAVEN	\$	687.96	\$	687.96
TOWN OF PINEDALE	\$	2,775.23	\$	2,775.23
TOWN OF RANCHESTER	\$	1,465.18	\$	1,465.18
TOWN OF RIVERSIDE	\$	142.28	\$	142.28
TOWN OF ROCK RIVER	\$	181.98	\$	181.98
TOWN OF ROLLING HILLS	\$	889.43	\$	889.43
TOWN OF SARATOGA	\$	3,669.14	\$	3,669.14
TOWN OF SHOSHONI	\$	452.93	\$	452.93
TOWN OF SINCLAIR	\$	806.26	\$	806.26
TOWN OF STAR VALLEY RANCH	\$	2,932.37	\$	2,932.37
TOWN OF SUPERIOR	\$	407.52	\$	407.52
TOWN OF TEN SLEEP	\$	234.23	\$	234.23
TOWN OF THAYNE	\$	597.16	\$	597.16
TOWN OF THERMOPOLIS	\$	3,441.41	\$	3,441.41
TOWN OF UPTON	\$	1,285.56	\$	1,285.56
TOWN OF VAN TASSELL	\$	30.83	\$	30.83
TOWN OF WAMSUTTER	\$	449.60	\$	449.60
TOWN OF WHEATLAND	\$	6,180.38	\$	6,180.38
TOWN OF WRIGHT	\$	2,383.85	\$	2,383.85
TOWN OF YODER	\$	177.72	\$	177.72
<b>Grand Total</b>	<b>\$</b>	<b>762,574.20</b>	<b>\$</b>	<b>762,574.20</b>

DATE: NOVEMBER 3, 2021  
TO: CIVIL SERVICE COMMISSION  
FROM: HEIDI ROOD, HUMAN RESOURCES TECHNICIAN  
SUBJECT: CIVIL SERVICE COMMISSION MEETING

**CIVIL SERVICE COMMISSION MEETING**  
WEDNESDAY, NOVEMBER 3, 2021

1:00 P.M.

Microsoft Teams meeting  
Join on your computer or mobile app  
[Click here to join the meeting](#)

Or to call in only: 307-314-2685  
Phone Conference ID: 760 317 637#

**AGENDA**

1. Approval of September 1, 2021, Meeting Minutes
2. Approval of September 3, 2021, Meeting Minutes
3. Certify Police Officer List
4. Exhaust Police Sergeant List
5. Board Vacancy Interview Scheduling
6. Other Business
7. Set Next Meeting Date(s)  
  
December 1st - Certify Fire Captain List, Certify Police Lieutenant List
8. Adjourn

**From:** Chuck Heeman <[media@casperhorseheads.com](mailto:media@casperhorseheads.com)>  
**Sent:** Friday, October 29, 2021 3:01 PM  
**To:** Chuck Heeman <[chuck@wnpioneers.com](mailto:chuck@wnpioneers.com)>  
**Subject:** Independence League Press Release

**CAUTION:** This email originated from outside of the organization. Do not click links or open attachments unless you recognize the sender and know the content is safe.

Ladies and Gentlemen,

Please see below for information about the new Independence Baseball League. The Horseheads are joining the IL effective immediately.

Thank you,



**Chuck Heeman, Owner**

**Casper Horseheads Baseball Club**

Mailing address: P.O. Box 2505, Casper, WY 82602

Mike Lansing Field address: 330 Kati Lane, Casper, WY 82601

Downtown office address: 136 S. Wolcott St., Suite 111, Casper, WY 82601

Phone: 307-233-4400

[chuck@casperhorseheads.com](mailto:chuck@casperhorseheads.com)

For tickets and swag visit: [www.casperhorseheads.com](http://www.casperhorseheads.com)



INDEPENDENCE LEAGUE BASEBALL ANNOUNCE NEW SUMMER COLLEGIATE BASEBALL LEAGUE

FOR IMMEDIATE RELEASE

The Great Plains will be flourishing with baseball in 2022 as Independence League Baseball joins the summer collegiate baseball scene.

Seven existing teams within the summer collegiate baseball landscape will form the inaugural group of teams; Badlands Big Sticks (Dickinson, ND), Canyon County Spuds (Caldwell, ID), Casper Horseheads (Casper, WY), Fremont Moo (Fremont, NE), Hastings Sodbusters (Hastings, NE), Spearfish Sasquatch (Spearfish, SD) & Western Nebraska Pioneers (Gering, NE).

These teams are dedicated to their respective communities and vow to work cooperatively, aiming to provide the very best experience for fans, players, coaches and staffs. Each organization will be operated professionally and with integrity, promising to keep the fan and player experience at the top of mind all day, every day.

Independence League Baseball is actively recruiting and vetting additional teams, venues and operators for the 2022 season and beyond. Announcements on these and more will be shared as commitments are finalized.

The 2022 Independence League Baseball regular season will run May 24th through July 30th, followed by a week of playoffs to crown the Inaugural Season Champion. For information on Independence League Baseball visit [www.independenceleague.com](http://www.independenceleague.com).

INDEPENDENCE LEAGUE BASEBALL  
[www.independenceleague.com](http://www.independenceleague.com)  
[info@independenceleague.com](mailto:info@independenceleague.com)



**From:** Casper Christmas Parade <christmasparade@CasperWyoming.org>  
**Sent:** Wednesday, November 3, 2021 12:28 PM  
**To:** Jason DeWitt <JDeWitt@CasperWyoming.org>  
**Subject:** You're Cordially Invited to the Casper Christmas Parade  
**Importance:** High

Dear Valued and Esteemed Community Leader,

As you may have heard, the Casper Area Chamber of Commerce is your new "Christmas Parade Headquarters." We plan to restore this beloved local tradition to its former glory and provide the most magical family holiday experience in Wyoming. We invite you to be a part of that magic.

The Chamber would be honored if you'd join us on Saturday, November 27<sup>th</sup> in bustling downtown Casper for "Christmas at the Movies." This year's parade will celebrate all our favorite classic, and not-so-classic holiday films.

We look forward to your RSVP by Friday, November 12<sup>th</sup> to secure your premier spot in this grand tradition. You can reach us at [christmasparade.com](http://christmasparade.com).

Thank you and Happy Holidays,

***Jason DeWitt***

*President/CEO*

*Casper Area Chamber of Commerce*

307-234-5311

307-797-8774

[www.casperwyoming.org](http://www.casperwyoming.org)





*Christmas*

AT THE

MOVIES



You're cordially invited to the

—

**ANNUAL CASPER**

**CHRISTMAS**

**PARADE**

—

Saturday, November 27th  
6:30 p.m.

RSVP to the Chamber by November 12th at 307-234-5311